

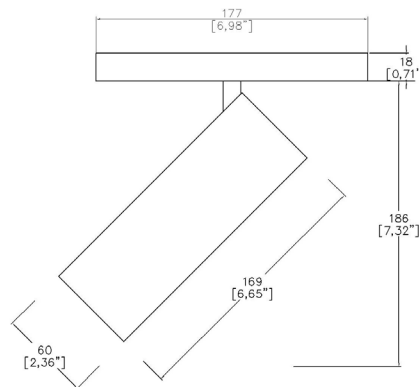
ProSpex TubeLED Mini High Output

TM65.2 10kgCO2e

TM66 2.5 CEAM



60mm (2.36") overall diameter. LED spotlight with integral driver. Available with monopoint mounting, magnetic track adaptor and 3 circuit track adaptor. Family of matching products also available.



16960-LED-LVTR

LED Source	LED	LED	LED	LED
CCT	3000K	3000K	3000K	3000K
Drive Current^	600mA	600mA	600mA	600mA
Power inc Driver	24.4W	24.4W	24.4W	24.4W
Beam Angle	17°	24°	35°	55°
Delivered Lumens	1978	1955	1987	1914
Delivered Intensisty cd	17327	9968	5717	2477
Efficacy lm/w	81	80	81	78
Forward Volt	34.6V	34.6V	34.6V	34.6V
CRI	≥90 CRI	≥90 CRI	≥90 CRI	≥90 CRI

Apply these factors to 3000K for lumen output of other CCTs: 2700K x 0.94 / 4000K x 1.07.

Project Ref: _____

Location Ref: _____

Fixture Order Code: **16960-LED** - [] - [] - [] - [] - [] - **LVTR**

Fixture
16960-LED

TubeLED Mini HO

CCT

927
930
940

90 CRI 2700K
90 CRI 3000K
90 CRI 4000K

Beam

17
24
35
55

17°
24°
35°
55°

Protocol

S
A
D
B

Non-Dim
Analogue (0-10v)
DALI
Bluetooth**

Colour Insert

SN
SG
CP
BZ
(Blank)

Satin Nickel
Satin Gold
Copper
Bronze
Not required standard black to be supplied

Finish

WH
BK
RAL
ABR1
ABZ1

White
Black
Custom RAL Finish
Antique Brass
Antique Bronze

Fixing
LVTR

Low Voltage Track Adaptor

Finish selection




Antique Brass




Antique Bronze

Accessories




Honeycomb Louvre



Diffusing Lens



Frosted Lens



Heavy Spread Lens



Linear Spread Lens

Accessories Order Code:

Louvre/Lens

- LL45 Honeycomb Louvre
- LLCC Warm Tone Lens
- LLUV UV Lens
- LLDF Diffusing Lens
- LLFR Frosted Lens
- LLLS Linear Spread Lens
- LLHS Heavy Spread Lens

Technical Details

*Custom RAL code must be specified. Custom RAL colours can increase prices and lead times

Dimming. Whilst Lucent can offer the majority of its luminaires with various dimming options, it remains the responsibility of the specifier/installer to check and ensure compatibility of any control equipment used. Additional cabling may be required depending on the dimming protocol specified.

**Bluetooth (wireless) is the communication method. The exact dimming protocol must be confirmed to allow the selection of suitable drivers or bluetooth devices.

^ Depth indicated is the minimum recess depth for the luminaire with a remote mounted LED driver. Installing a driver through either the luminaire cut-out or installation kit may require additional recess depth, please refer to the relevant luminaire installation instructions for further details. Data correct at time of publishing

First Fix Requirement. Luminaire comprised of fixture body with ceiling trim and installation kit, which is to be fitted into the ceiling once finished. Ensure correct alignment of the installation kit before final assembly (see luminaire installation instructions for details)

IP Rating. Tested from underside of the ceiling

Note that the picture of the finishes provided is for illustrative purposes only. The finishes may vary in colour, texture and appearance. Contact Lucent lighting Ltd for more information.

It is the policy of Lucent Lighting to continually review and improve its products and therefore reserve the right to change any details of product or withdraw specifications without prior notice.

Luminaires designed to comply with EN60598 and all other standards.

This specification sheet supersedes all previous versions.

All intellectual property rights pertaining to the product described above and to this document are owned by or licensed to Lucent Lighting Ltd.

We reserve the right to take whatever action is necessary to protect those intellectual property rights.

Please notify Lucent Lighting Ltd of any inaccuracies immediately. E&OE