

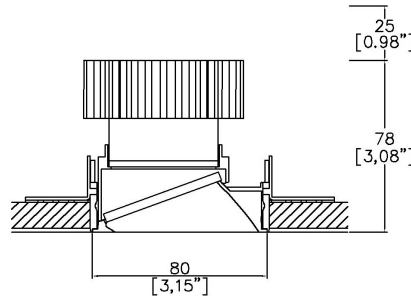
# ProSpex Plus Mini Round Wallwash Trimless Low Height

TM65.2 11kgCO2e

TM66 2.3 CEAM



80mm (3.15") overall trimless diameter. Shallow Height downlight. Available with standard trim kit or plaster-in kit options. Family of matching products also available. Required depth = height + 25mm^



750+LED-TL/PCZ-WW  
Cut-out 82mm Ø  
Trimless kit

LED Source	LED51/2-SH-FO
CCT	3000K
Drive Current	350mA
Power inc Driver	13.6W
Beam Angle	38°
Delivered Lumens	642
Delivered Intensity cd	828
Efficacy lm/w	47
Forward Volt	33V
CRI	≥90 CRI

Apply these factors to 3000K for lumen output of other CCTs: 2200K x 0.65 / 2400K x 0.69 / 2700K x 0.98 / 4000K x 1.02.

Project Ref: \_\_\_\_\_

Location Ref: \_\_\_\_\_

Fixture Order Code:  -  -  -

**Fixture**  
750+LED-TL-WW Plus Mini Conical Wallwash Trimless with LED51

**Installation**  
750+TL TL trimless kit  
750+PCZ PCZ Plaster kit

**Finish**  
WH White RAL 9010  
BK Black RAL 9005  
RAL\* Custom RAL Colour\*  
ABR1 Antique Brass  
ABZ1 Antique Bronze  
PCH1 Polished Chrome  
PNK1 Polished Nickel  
PBR1 Polished Brass

**IP Rating**  
44 IP44  
54 IP54



750+PCZ  
Trimless Kit  
Front fitting, full skim



750+TL  
Trimless Kit  
Rear fitting, partial skim

LED Order Code:  -  -  -

**LED**  
LED51/2 LED50 ONE GEN2

**CCT**  
22\*\*\* 90 CRI 2200K\*\*\*  
24\*\*\* 90 CRI 2400K\*\*\*  
27 90 CRI 2700K  
30 90 CRI 3000K  
40\*\*\* 90 CRI 4000K\*\*\*

**Beam**  
38 38°

Shallow Height, Full output

\*\*\*contact Lucent for availability

Driver Options:

**Protocol**  
S Non-Dim  
A Analogue (0-10v)  
P Phase  
D DALI  
B Bluetooth\*\*

Emergency Options:

**Emergency**  
E Maintained 3hr Emergency  
ED Maintained 3hr DALI Self Test  
ES Maintained 3hr Self Test


Finish selection




Antique Brass



Antique Bronze



Polished Brass




Polished Nickel



Polished Chrome

Accessories



Honeycomb Louvre

Accessories Order Code:

Louvre/Lens

- LL45 Honeycomb Louvre
- LLCC Warm Tone Lens
- LLUV UV Lens

## Technical Details

\*Custom RAL code must be specified. Custom RAL colours can increase prices and lead times

Dimming. Whilst Lucent can offer the majority of its luminaires with various dimming options, it remains the responsibility of the specifier/installer to check and ensure compatibility of any control equipment used. Additional cabling may be required depending on the dimming protocol specified.

\*\*Bluetooth (wireless) is the communication method. The exact dimming protocol must be confirmed to allow the selection of suitable drivers or bluetooth devices.

^ Depth indicated is the minimum recess depth for the luminaire with a remote mounted LED driver. Installing a driver through either the luminaire cut-out or installation kit may require additional recess depth, please refer to the relevant luminaire installation instructions for further details. Data correct at time of publishing

First Fix Requirement. Luminaire comprised of fixture body with ceiling trim and installation kit, which is to be fitted into the ceiling once finished. Ensure correct alignment of the installation kit before final assembly (see luminaire installation instructions for details)

IP Rating. Tested from underside of the ceiling

Note that the picture of the finishes provided is for illustrative purposes only. The finishes may vary in colour, texture and appearance. Contact Lucent lighting Ltd for more information.

It is the policy of Lucent Lighting to continually review and improve its products and therefore reserve the right to change any details of product or withdraw specifications without prior notice.

Luminaires designed to comply with EN60598 and all other standards.

This specification sheet supersedes all previous versions.

All intellectual property rights pertaining to the product described above and to this document are owned by or licensed to Lucent Lighting Ltd.

We reserve the right to take whatever action is necessary to protect those intellectual property rights.

Please notify Lucent Lighting Ltd of any inaccuracies immediately. E&OE