

## Light efficiency:

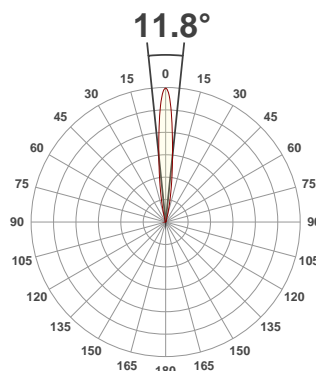
**63 Lumen/Watt**

## Light quality:

**CRI: 97.9**

## Color temperature:

**3000 K**



## Product name:

**860\_863-LED - LED51\_U-30-12-350mA**

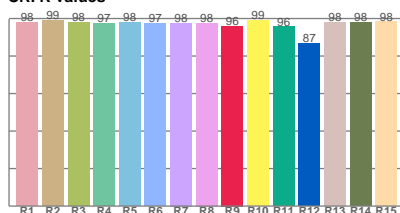
## Item number:

**MiniTrim Round Fixed\_Accent - LED51\_U-30-12-350mA**

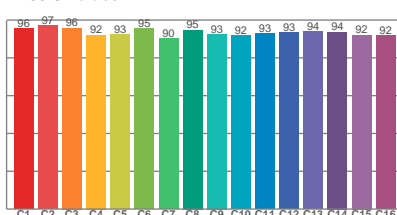
**Delivered information for above fixture and LED combination.**

**Output: 850 Lumen Peak intensity: 11343 cd Power consumption: 13.6**

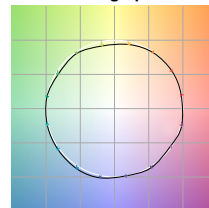
## CRI R values



## TM30 C Values

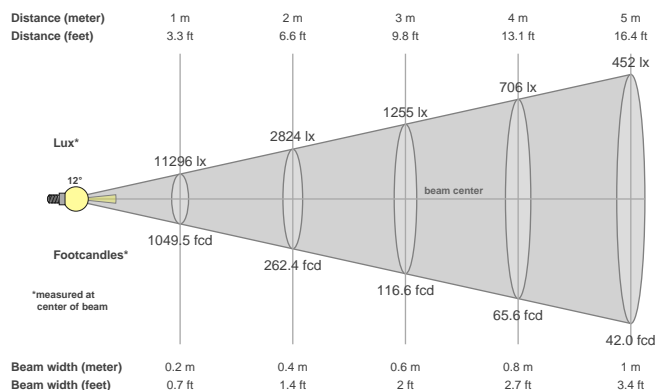


## Color vector graphics



Color temperature	Color rendering index	Red component	Color fidelity	Color gamut	Color quality scale	Color coordinate cie 1931	Color coordinate cie 1931	Color coordinate	Color coordinate	Color deviation from black body
CCT	CRI	CRI R9	TM30 Rf	TM30 Rg	CQS	x	y	u	v	Δuv
3000 K	97.9	96.0	93.7	98.8	94.9	0.437	0.404	0.249	0.349	0.0015

## Beam details



## Beam angels

Beam angle 50%	Field angle 10%	Cutoff angle 2,5%
11.8°	25.5°	35.7°

## Beam intensities

Peak intensity	Int. ratio in 120° cone	Int. ratio in 90° cone
11343 cd	98.4%	96.0%

## Beam intensities from 1-20m

1m	2m	3m	4m	5m	6m	7m	8m	9m	10m	11m	12m	13m	14m	15m	16m	17m	18m	19m	20m
3.3ft	6.6ft	9.8ft	13.1ft	16.4ft	19.7ft	23ft	26.2ft	29.5ft	32.8ft	36.1ft	39.4ft	42.7ft	45.9ft	49.2ft	52.5ft	55.8ft	59.1ft	62.3ft	65.6ft
11296lx	2824lx	1255lx	706lx	452lx	314lx	231lx	177lx	139lx	113lx	93lx	78lx	67lx	58lx	50lx	44lx	39lx	35lx	31lx	28lx
1049.5fcd	262.4fcd	116.6fcd	65.6fcd	42fcd	29.2fcd	21.4fcd	16.4fcd	13fcd	10.5fcd	8.7fcd	7.3fcd	6.2fcd	5.4fcd	4.7fcd	4.1fcd	3.6fcd	3.2fcd	2.9fcd	2.6fcd

The above information is for 3000K colour temperature, for specific module information please see LED spec located on our website

For information regarding other colour temperatures please use the following factors for lumen output and candelas:

2700K = 1