

Light efficiency:

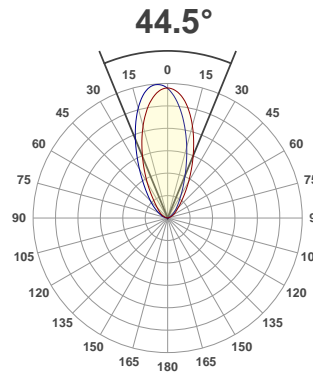
31 Lumen/Watt

Light quality:

CRI: 92.9

Color temperature:

3000 K



Product name:

750+LED-WW - LED51TW-5020-35 @ 3000K

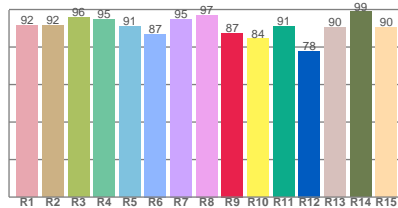
Item number:

Plus Mini Wallwash - LED51TW-5020-35 @ 3000K

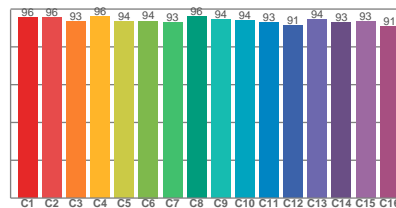
Delivered information for above fixture and LED combination.

Output: 468 Lumen Peak intensity: 568 cd Power consumption: 15.1


CRI R values



TM30 C Values

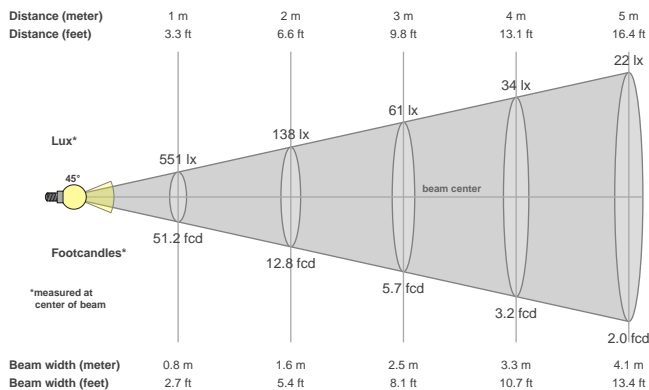


Color vector graphics



Color temperature	Color rendering index	Red component	Color fidelity	Color gamut	Color quality scale	Color coordinate cie 1931	Color coordinate cie 1931	Color coordinate	Color coordinate	Color deviation from black body
CCT	CRI	CRI R9	TM30 Rf	TM30 Rg	CQS	x	y	u	v	Δuv
3000 K	92.9	87.5	94.0	105.0	93.9	0.437	0.404	0.252	0.335	-0.0122

Beam details



Beam angels

Beam angle 50%	Field angle 10%	Cutoff angle 2,5%
44.5°	96°	135.5°

Beam intensities

Peak intensity	Int. ratio in 120° cone	Int. ratio in 90° cone
568 cd	93.9%	81.3%

Beam intensities from 1-20m

1m	2m	3m	4m	5m	6m	7m	8m	9m	10m	11m	12m	13m	14m	15m	16m	17m	18m	19m	20m
3.3ft	6.6ft	9.8ft	13.1ft	16.4ft	19.7ft	23ft	26.2ft	29.5ft	32.8ft	36.1ft	39.4ft	42.7ft	45.9ft	49.2ft	52.5ft	55.8ft	59.1ft	62.3ft	65.6ft
551lx	138lx	61lx	34lx	22lx	15lx	11lx	9lx	7lx	6lx	5lx	4lx	3lx	3lx	2lx	2lx	2lx	2lx	2lx	1lx
51.2fcd	12.8fcd	5.7fcd	3.2fcd	2fcd	1.4fcd	1fcd	0.8fcd	0.6fcd	0.5fcd	0.4fcd	0.4fcd	0.3fcd	0.3fcd	0.2fcd	0.2fcd	0.2fcd	0.2fcd	0.1fcd	0.1fcd

All the above information for fixtures with LED51TW-5020 modules are tested at 3000K

Factors to adjust lumen output for the following CCTs at 100% output for the colour are as follows:

2000K = 0.67

2700K = 0.84

3500K = 1.085

4000K = 1.113

5000K = 1.087