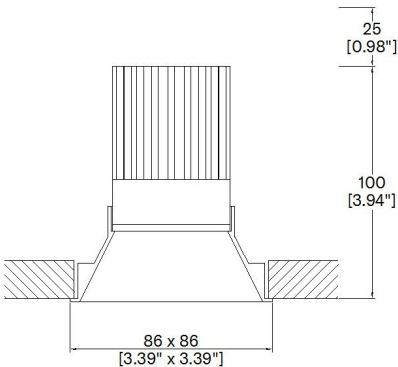


# ProSpex MiniTRIM Square Fixed



86 x 86mm (3.39" x 3.39") overall diameter. Range of soft appearance with minimal trim for achieving trimless effect. Family of matching products also available. Required depth height + 25mm^



860-LED-SQ  
Cut-out 81x81mm

|                         |         |
|-------------------------|---------|
| LED Source              | LED51SS |
| CCT                     | 3000K   |
| Drive Current           | 500mA   |
| Power inc Driver        | 6.75W   |
| Beam Angle              | 7°      |
| Delivered Lumens        | 465     |
| Delivered Intensisty cd | 19643   |
| Efficacy lm/w           | 69      |
| Forward Volt            | 11.5V   |
| CRI                     | ≥90 CRI |

Project Ref: \_\_\_\_\_ Location Ref: \_\_\_\_\_

Fixture Order Code: 860-LED-SQ - - -

Fixture

860-LED-SQ

MiniTRIM Square Fixed with LED51

Finish

WH  
BK  
RAL

White  
Black  
Custom RAL Colour\*

IP Rating

44

IP44

Emergency

E  
ED  
ES

Maintained 3hr Emergency  
Maintained 3hr DALI Self Test  
Maintained 3hr Self Test

LED Order Code: LED51SS - 7 -

LED

LED51SS

LED51 SuperSpot

CCT

927  
930  
940

90 CRI 2700K  
90 CRI 3000K  
90 CRI 4000K

Beam

7

7°

Protocol

S  
A  
P  
D  
B

Non-Dim  
Analogue (0-10v)  
Phase  
DALI  
Bluetooth\*\*



Honeycomb Louvre



Diffusing Lens



Frosted Lens



Heavy Spread Lens



Linear Spread Lens



Warm Tone

Accessories Order Code:

Louvre/Lens

- LL45 Honeycomb Louvre
- LLCC Warm Tone Lens
- LLUV UV Lens
- LLDF Diffusing Lens
- LLFR Frosted Lens
- LLLS Linear Spread Lens
- LLHS Heavy Spread Lens

Accessories: MiniTrim accepts only 1 accessory

Technical Details

\*Custom RAL code must be specified. Custom RAL colours can increase prices and lead times

Dimming. Whilst Lucent can offer the majority of its luminaires with various dimming options, it remains the responsibility of the specifier/installer to check and ensure compatibility of any control equipment used. Additional cabling may be required depending on the dimming protocol specified.

\*\*Bluetooth (wireless) is the communication method. The exact dimming protocol must be confirmed to allow the selection of suitable drivers or bluetooth devices.

^ Depth indicated is the minimum recess depth for the luminaire with a remote mounted LED driver. Installing a driver through either the luminaire cut-out or installation kit may require additional recess depth, please refer to the relevant luminaire installation instructions for further details.Data correct at time of publishing

First Fix Requirement. Luminaire comprised of fixture body with ceiling trim and installation kit, which is to be fitted into the ceiling once finished. Ensure correct alignment of the installation kit before final assembly (see luminaire installation instructions for details)

IP Rating. Tested from underside of the ceiling

It is the policy of Lucent Lighting to continually review and improve its products and therefore reserve the right to change any details of product or withdraw specifications without prior notice.

Luminaires designed to comply with EN60598 and all other standards.

This specification sheet superseded all previous versions.

All intellectual property rights pertaining to the product described above and to this document are owned by or licensed to Lucent Lighting Ltd.

We reserve the right to take whatever action is necessary to protect those intellectual property rights.

Please notify Lucent Lighting Ltd of any inaccuracies immediately. E&OE

## Light efficiency:

**69 Lumen/Watt**

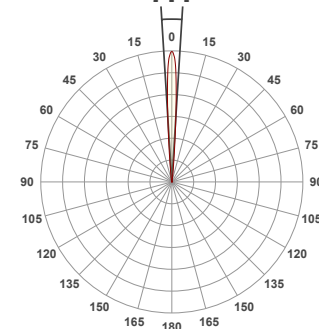
## Light quality:

**CRI: 91.1**

## Color temperature:

**3000 K**

**7.1°**



## Product name:

**MiniTRIM Square Fixed/Accent - LED51 SuperSpot, 3000K, 7°, 500mA**

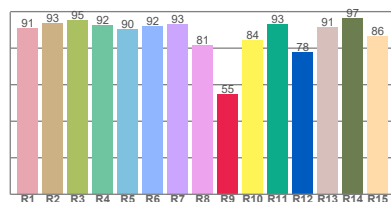
## Item number:

**860/863-SQ - LED51SS-30-7-500mA**

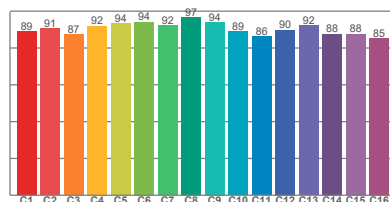
**Delivered information for above fixture and LED combination.**

**Output: 465 Lumen    Peak intensity: 19643 cd    Power consumption: 6.7**

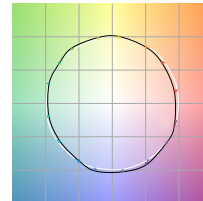
## CRI R values



## TM30 C Values

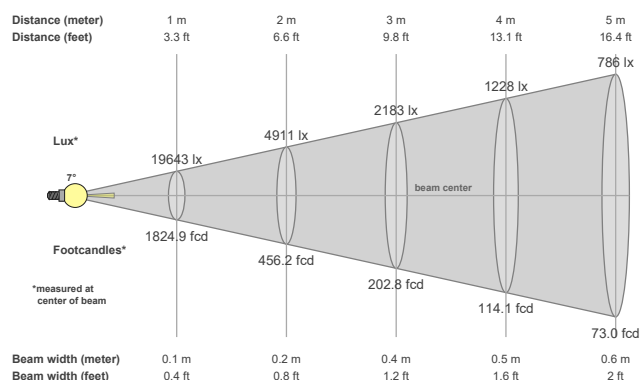


## Color vector graphics



| Color temperature | Color rendering index | Red component | Color fidelity | Color gamut | Color quality scale | Color coordinate cie 1931 | Color coordinate cie 1931 | Color coordinate | Color coordinate | Color deviation from black body |
|-------------------|-----------------------|---------------|----------------|-------------|---------------------|---------------------------|---------------------------|------------------|------------------|---------------------------------|
| CCT               | CRI                   | CRI R9        | TM30 Rf        | TM30 Rg     | CQS                 | x                         | y                         | u                | v                | Δuv                             |
| 3000 K            | 91.1                  | 54.8          | 90.5           | 99.6        | 90.2                | 0.437                     | 0.404                     | 0.248            | 0.349            | 0.0020                          |

## Beam details



## Beam angels

| Beam angle 50% | Field angle 10% | Cutoff angle 2,5% |
|----------------|-----------------|-------------------|
| 7.1°           | 12.4°           | 20.1°             |

## Beam intensities

| Peak intensity | Int. ratio in 120° cone | Int. ratio in 90° cone |
|----------------|-------------------------|------------------------|
| 19643 cd       | 96.3%                   | 95.8%                  |

## Beam intensities from 1-20m

| 1m        | 2m       | 3m       | 4m       | 5m     | 6m      | 7m      | 8m      | 9m      | 10m     | 11m     | 12m     | 13m     | 14m    | 15m    | 16m    | 17m    | 18m    | 19m    | 20m    |
|-----------|----------|----------|----------|--------|---------|---------|---------|---------|---------|---------|---------|---------|--------|--------|--------|--------|--------|--------|--------|
| 3.3ft     | 6.6ft    | 9.8ft    | 13.1ft   | 16.4ft | 19.7ft  | 23ft    | 26.2ft  | 29.5ft  | 32.8ft  | 36.1ft  | 39.4ft  | 42.7ft  | 45.9ft | 49.2ft | 52.5ft | 55.8ft | 59.1ft | 62.3ft | 65.6ft |
| 19643lx   | 4911lx   | 2183lx   | 1228lx   | 786lx  | 546lx   | 401lx   | 307lx   | 243lx   | 196lx   | 162lx   | 136lx   | 116lx   | 100lx  | 87lx   | 77lx   | 68lx   | 61lx   | 54lx   | 49lx   |
| 1824.9fcd | 456.2fcd | 202.8fcd | 114.1fcd | 73fcd  | 50.7fcd | 37.2fcd | 28.5fcd | 22.5fcd | 18.2fcd | 15.1fcd | 12.7fcd | 10.8fcd | 9.3fcd | 8.1fcd | 7.1fcd | 6.3fcd | 5.6fcd | 5.1fcd | 4.6fcd |

The above information is for 3000K colour temperature, for specific module information please see LED spec located on our website

For information regarding other colour temperatures please use the following factors for lumen output and candelas:

2700K = 1

4000K = 1.084