

Light efficiency:

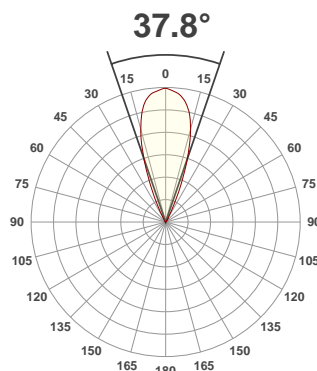
65 Lumen/Watt

Light quality:

CRI: 98.0

Color temperature:

3000 K



Product name:

070-LED - LED51_U-30-38-350mA

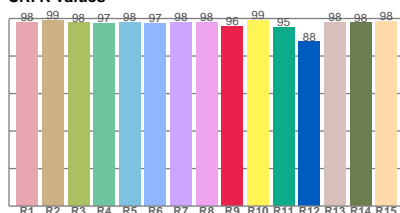
Item number:

Soft70 Fixed - LED51_U-30-38-350mA

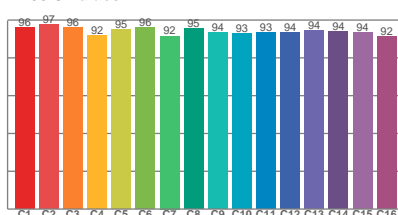
Delivered information for above fixture and LED combination.

Output: 890 Lumen Peak intensity: 2231 cd Power consumption: 13.6

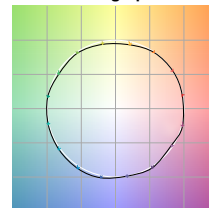
CRI R values



TM30 C Values

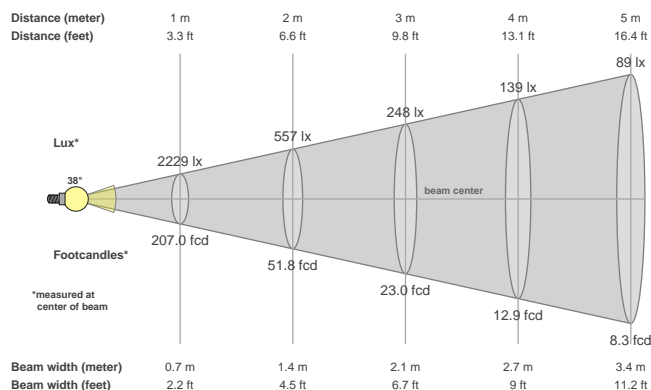


Color vector graphics



Color temperature	Color rendering index	Red component	Color fidelity	Color gamut	Color quality scale	Color coordinate cie 1931	Color coordinate cie 1931	Color coordinate	Color coordinate	Color deviation from black body
CCT	CRI	CRI R9	TM30 Rf	TM30 Rg	CQS	x	y	u	v	Δuv
3000 K	98.0	95.9	94.2	99.2	95.3	0.437	0.404	0.251	0.349	0.0012

Beam details



Beam angels

Beam angle 50%	Field angle 10%	Cutoff angle 2,5%
37.8°	54.4°	66.3°

Beam intensities

Peak intensity	Int. ratio in 120° cone	Int. ratio in 90° cone
2231 cd	98.1%	95.9%

Beam intensities from 1-20m

1m	2m	3m	4m	5m	6m	7m	8m	9m	10m	11m	12m	13m	14m	15m	16m	17m	18m	19m	20m
3.3ft	6.6ft	9.8ft	13.1ft	16.4ft	19.7ft	23ft	26.2ft	29.5ft	32.8ft	36.1ft	39.4ft	42.7ft	45.9ft	49.2ft	52.5ft	55.8ft	59.1ft	62.3ft	65.6ft
2229lx	557lx	248lx	139lx	89lx	62lx	45lx	35lx	28lx	22lx	18lx	15lx	13lx	11lx	10lx	9lx	8lx	7lx	6lx	6lx
207fcd	51.8fcd	23fcd	12.9fcd	8.3fcd	5.8fcd	4.2fcd	3.2fcd	2.6fcd	2.1fcd	1.7fcd	1.4fcd	1.2fcd	1.1fcd	0.9fcd	0.8fcd	0.7fcd	0.6fcd	0.6fcd	0.5fcd

The above information is for 3000K colour temperature, for specific module information please see LED spec located on our website

For information regarding other colour temperatures please use the following factors for lumen output and candelas:

2700K = 1