



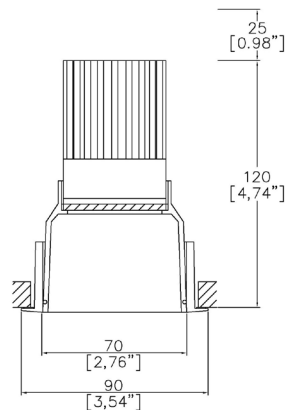
ProSpex Soft70 Fixed

TM65.2 9kgCO2e

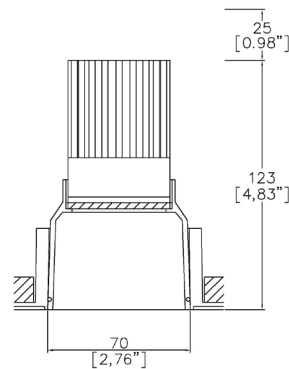
TM66 2.3 CEAM



90mm (3.54") overall trim diameter. 70mm (2.76") overall trimless diameter. Available with standard trim kit or plaster-in kit for flush appearance. Family of matching products also available. Required depth height + 25mm^



070-LED-TR-65
Cut-out 79mm Ø
Trim kit



070-LED-TL-65
Cut-out 79mm Ø
Seamless flush appearance

LED Source	LED51WD	LED51WD
CCT	3000K	3000K
Drive Current	500mA	500mA
Power inc Driver	17.1W	17.1W
Beam Angle	28°	39°
Delivered Lumens	699	769
Delivered Intensisty cd	2233	1421
Efficacy lm/w	41	45
Forward Volt	29.1V	29.1V
CRI	≥95 CRI	≥95 CRI

Test results at full output

Apply these factors to 3000K for lumen output of other CCTs: 2700K x 0.93.

Project Ref: _____

Location Ref: _____

Fixture Order Code: - - - -

Fixture
070-LED Soft70 Fixed with LED51

Installation
TR Trim
TL Trimless

Body Finish
WH White
BK Black
RAL Custom RAL Colour*

Trim Finish (Leave blank if trimless)
WH White
BK Black
RAL Custom RAL Colour*

IP Rating
65 IP65



LED Order Code: - -


LED
LED51WD LED50 ONE Ambiance WarmDim

CCT
2720 2700K - 2000K
3020 3000K - 2000K

Beam
28 28°
39 39°

Driver Options:

Protocol
S Non-Dim
A Analogue (0-10v)
P Phase
D DALI
B Bluetooth**




Honeycomb Louvre



Diffusing Lens



Frosted Lens



Heavy Spread Lens



Linear Spread Lens



Warm Tone

Accessories Order Code:

Louvre/Lens

- LL45 Honeycomb Louvre
- LLCC Warm Tone Lens
- LLUV UV Lens
- LLDF Diffusing Lens
- LLFR Frosted Lens
- LLLS Linear Spread Lens
- LLHS Heavy Spread Lens

Technical Details

*Custom RAL code must be specified. Custom RAL colours can increase prices and lead times

Dimming. Whilst Lucent can offer the majority of its luminaires with various dimming options, it remains the responsibility of the specifier/installer to check and ensure compatibility of any control equipment used. Additional cabling may be required depending on the dimming protocol specified.

**Bluetooth (wireless) is the communication method. The exact dimming protocol must be confirmed to allow the selection of suitable drivers or bluetooth devices.

^ Depth indicated is the minimum recess depth for the luminaire with a remote mounted LED driver. Installing a driver through either the luminaire cut-out or installation kit may require additional recess depth, please refer to the relevant luminaire installation instructions for further details. Data correct at time of publishing

First Fix Requirement. Luminaire comprised of fixture body with ceiling trim and installation kit, which is to be fitted into the ceiling once finished. Ensure correct alignment of the installation kit before final assembly (see luminaire installation instructions for details)

IP Rating. Tested from underside of the ceiling

It is the policy of Lucent Lighting to continually review and improve its products and therefore reserve the right to change any details of product or withdraw specifications without prior notice.

Luminaires designed to comply with EN60598 and all other standards.

This specification sheet superseded all previous versions.

All intellectual property rights pertaining to the product described above and to this document are owned by or licensed to Lucent Lighting Ltd.

We reserve the right to take whatever action is necessary to protect those intellectual property rights.

Please notify Lucent Lighting Ltd of any inaccuracies immediately. E&OE