

## Light efficiency:

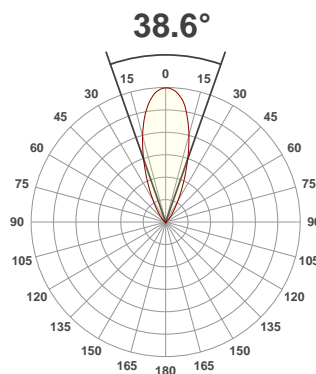
**47 Lumen/Watt**

## Light quality:

**CRI: 91.5**

## Color temperature:

**3000 K**



## Product name:

**750+LED - LED51TW-5020-35 @ 3000K**

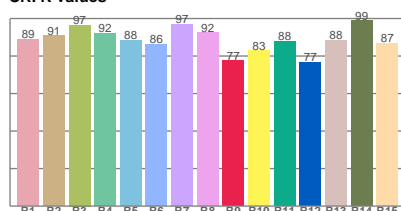
## Item number:

**Plus Mini Fixed - LED51TW-5020-35 @ 3000K**

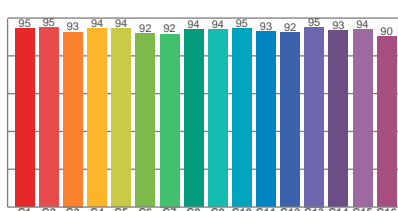
**Delivered information for above fixture and LED combination.**

**Output: 712 Lumen    Peak intensity: 1345 cd    Power consumption: 15.1**


**CRI R values**



**TM30 C Values**

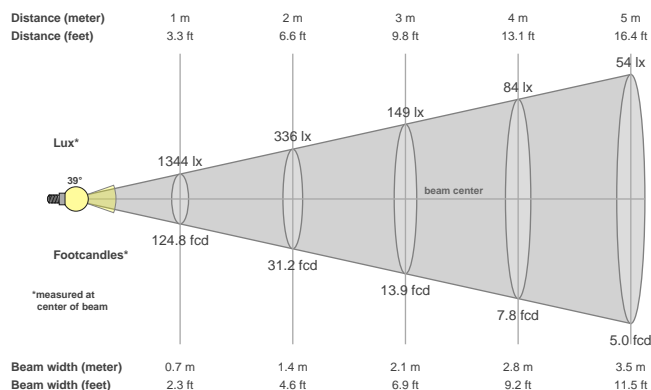


**Color vector graphics**



Color temperature	Color rendering index	Red component	Color fidelity	Color gamut	Color quality scale	Color coordinate cie 1931	Color coordinate cie 1931	Color coordinate	Color coordinate	Color deviation from black body
CCT	CRI	CRI R9	TM30 Rf	TM30 Rg	CQS	x	y	u	v	Δuv
3000 K	91.5	77.4	93.6	106.5	93.7	0.437	0.404	0.256	0.336	-0.0129

## Beam details



## Beam angels

Beam angle 50%	Field angle 10%	Cutoff angle 2,5%
38.6°	72.4°	97.4°

## Beam intensities

Peak intensity	Int. ratio in 120° cone	Int. ratio in 90° cone
1345 cd	99.4%	95.3%

## Beam intensities from 1-20m

1m	2m	3m	4m	5m	6m	7m	8m	9m	10m	11m	12m	13m	14m	15m	16m	17m	18m	19m	20m
3.3ft	6.6ft	9.8ft	13.1ft	16.4ft	19.7ft	23ft	26.2ft	29.5ft	32.8ft	36.1ft	39.4ft	42.7ft	45.9ft	49.2ft	52.5ft	55.8ft	59.1ft	62.3ft	65.6ft
1344lx	336lx	149lx	84lx	54lx	37lx	27lx	21lx	17lx	13lx	11lx	9lx	8lx	7lx	6lx	5lx	5lx	4lx	4lx	3lx
124.8fcd	31.2fcd	13.9fcd	7.8fcd	5fcd	3.5fcd	2.5fcd	2fcd	1.5fcd	1.2fcd	1fcd	0.9fcd	0.7fcd	0.6fcd	0.6fcd	0.5fcd	0.4fcd	0.4fcd	0.3fcd	0.3fcd

All the above information for fixtures with LED51TW-5020 modules are tested at 3000K

Factors to adjust lumen output for the following CCTs at 100% output for the colour are as follows:

2000K = 0.67

2700K = 0.84

3500K = 1.085

4000K = 1.113

5000K = 1.087